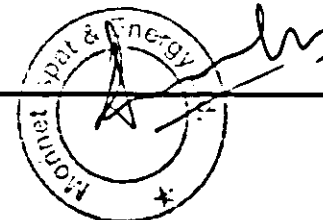


**Introductory sub-table (I)(a)**

<b>Name of the Company: MONNET ISPAT &amp; ENERGY LIMITED</b>			
<b>Scrip Code/Name of Scrip</b>	<b>NSE</b>	<b>MONNETISPA</b>	
	<b>BSE</b>	<b>513446</b>	
<b>Class of security: EQUITY SHARES</b>			
<b>As on : 31/03/2015</b>			
<b>Partly paid-up shares:-</b>	<b>No. of partly paid-up shares</b>	<b>As a % of total no. of partly paid-up shares</b>	<b>As a % of total no. of shares of the company</b>
Held by promoter/promoter group	0	#DIV/0!	0
Held by public	0	#DIV/0!	0
<b>Total - D</b>	<b>0</b>	<b>#DIV/0!</b>	<b>0</b>
<b>Outstanding convertible securities:-</b>	<b>No. of outstanding securities</b>	<b>As a % of total no. of outstanding convertible securities</b>	<b>As a % of total no. of shares of the company, assuming full conversion of the convertible securities</b>
Held by promoter/promoter group	0	#DIV/0!	0
Held by public *	0	#DIV/0!	0
<b>Total - E</b>	<b>0</b>	<b>#DIV/0!</b>	<b>0</b>
<b>Warrants:-</b>	<b>No. of warrants</b>	<b>As a % of total no. of warrants</b>	<b>As a % of total no. of shares of the company, assuming full conversion of warrants</b>
Held by promoter/promoter group	0	#DIV/0!	0
Held by public	0	#DIV/0!	0
<b>Total - F</b>	<b>0</b>	<b>#DIV/0!</b>	<b>0</b>
<b>Total paid-up capital of the company, assuming full conversion of warrants and convertible securities</b>	<b>65825681</b>		<b>100.00</b>

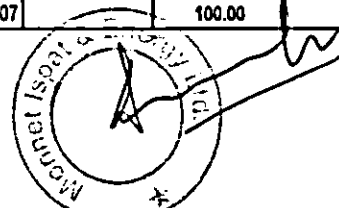


Statement Showing Shareholding Pattern								
Category code	Category of Shareholder	Number of Shareholders	Table (I)(a)		Total shareholding as a percentage of total number of shares		Shares Pledged or otherwise encumbered	
			Total number of shares	Number of shares held in dematerialized form	As a percentage of (A+B) <sup>1</sup>	As a percentage of (A+B+C)	Number of shares	As a percentage
(I)	(II)	(III)	(IV)	(V)	(VI)	(VII)	(VIII)	(IX) = (VIII)/(IV)*100
(A)	Shareholding of Promoter and Promoter Group <sup>2</sup>							
1	Indian							
(a)	Individuals/ Hindu Undivided Family	2	254448	254448	0.39	0.39	0	0.00
(b)	Central Government/ State Government(s)							
(c)	Bodies Corporate	7	25682225	25682225	39.02	39.02	0	0.00
(d)	Financial Institutions/ Banks							
(e)	Any Others(Specify)							
(e-i)	Directors & their Relatives	7	6046168	6046168	9.19	9.19	0	0.00
(e-ii)								
	Sub Total(A)(1)	16	31982841	31982841	48.59	48.59	0	0.00
2	Foreign							
a	Individuals (Non-Residents Individuals/ Foreign Individuals)				0.00	0.00	0	#DIV/0!
b	Bodies Corporate				0.00	0.00	0	#DIV/0!
c	Institutions				0.00	0.00	0	#DIV/0!
d	Qualified Foreign Investor				0.00	0.00	0	#DIV/0!
e	Any Others(Specify)				0.00	0.00	0	#DIV/0!
e-i					0.00	0.00	0	#DIV/0!
e-ii					0.00	0.00	0	#DIV/0!
	Sub Total(A)(2)	0	0	0	0.00	0.00	0	#DIV/0!
	Total Shareholding of Promoter and Promoter Group (A)= (A)(1)+(A)(2)	16	31982841	31982841	48.59	48.59	0	0.00
(B)	Public shareholding							
1	Institutions							
(a)	Mutual Funds/ UTI	4	9517	7617	0.01	0.01		

Shareholding Pattern as on 31-03-2015

Monnet Ispat and Energy Ltd.

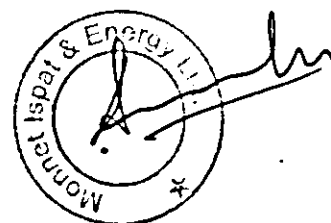
(b)	Financial Institutions / Banks	3	50626	50626	0.08	0.08		
(c)	Central Government/ State Government(s)							
(d)	Venture Capital Funds							
(e)	Insurance Companies	1	396443	396443	0.60	0.60		
(f)	Foreign Institutional Investors	23	15354705	15354705	23.33	23.33		
(g)	Foreign Venture Capital Investors							
(h)	Qualified Foreign Investor							
(i)	Any Other (specify)							
(i-i)								
(i-ii)								
	Sub-Total (B)(1)	31	15811291	15809391	24.02	24.02		
B 2	Non-Institutions							
(a)	Bodies Corporate	790	8478546	8472153	12.88	12.88		
(b)	Individuals							
I	Individuals -I. Individual shareholders holding nominal share capital up to Rs 1 lakh	22046	6972165	6575880	10.59	10.59		
II	ii. Individual shareholders holding nominal share capital in excess of Rs. 1 lakh.	96	1793200	1793200	2.72	2.72		
(c)	Qualified Foreign Investor							
(d)	Any Other (specify)							
(d-i)	Hindu Undivided Families	570	459171	459171	0.70	0.70		
(d-ii)	Non Resident Indians	218	326171	302475	0.50	0.50		
(d-iii)	Directors & their relatives	3	2296	2296	0.00	0.00		
(d-iv)	Trusts and Foundations				0.00	0.00		
	Sub-Total (B)(2)	23723	18031549	17605175	27.39	27.39		
(B)	Total Public Shareholding (B)= (B)(1)+(B)(2)	23754	33842840	33414566	51.41	51.41		
	TOTAL (A)+(B)	23770	65825681	65397407	100.00	100.00	-	
(C)	Shares held by Custodians and against which Depository Receipts have been issued							
1	Promoter and Promoter Group					0.00		#DIV/0!
2	Public					0.00		
	Sub-Total (C)	0	0	0		0	0	
	GRAND TOTAL (A)+(B)+(C)	23770	65825681	65397407		100.00	0	0.00



**(T)(b) Statement showing holding of securities (including shares, warrants, convertible securities) of persons belonging to the category "Promoter and Promoter Group"**


Sr. No.	Name of the shareholder	Details of Shares held		Encumbered shares (*)			Details of warrants		Details of convertible securities		Total shares (including underlying shares assuming full conversion of warrants and convertible securities) as a % of diluted share capital
		Number of shares held	As a % of grand total (A) ÷ (B) ÷ (C)	No.	As a percentage	As a % of grand total (A) ÷ (B) ÷ (C) of sub-clause (I)(a)	Number of warrants held	As a % total number of warrants of the same class	Number of convertible securities held	As a % total number of convertible securities of the same class	
(I)	(II)	(III)	(IV)	(V)	(VI) = (V)/(III)*100	(VII)	(VIII)	(IX)	(X)	(XI)	(XII)
1	MAHENDRA KUMAR JAJODIA	250000	0.38	0	0.00	0.00	0	#DIV/0!	0	#DIV/0!	0.38
2	SANDEEP JAJODIA	4448	0.01	0	0.00	0.00	0	#DIV/0!	0	#DIV/0!	0.01
3	APEKSHA SECURITIES LTD	160000	0.24	0	0.00	0.00	0	#DIV/0!	0	#DIV/0!	0.24
4	MONNET PROPERTIES PRIVATE LIMITED	4640	0.01	0	0.00	0.00	0	#DIV/0!	0	#DIV/0!	0.01
5	PARAS TRADERS PRIVATE LIMITED	12432	0.02	0	0.00	0.00	0	#DIV/0!	0	#DIV/0!	0.02
6	HARSHWARDHAN LEASING LTD	332	0.00	0	0.00	0.00	0	#DIV/0!	0	#DIV/0!	0.00
7	MONNET INTERNATIONAL LIMITED	381096	0.58	0	0.00	0.00	0	#DIV/0!	0	#DIV/0!	0.58
8	UDHYAM MERCHANDISE PVT LTD	25123675	38.17	0	0.00	0.00	0	#DIV/0!	0	#DIV/0!	38.17
9	MONNET INDUSTRIES LTD	50	0.00	0	0.00	0.00	0	#DIV/0!	0	#DIV/0!	0.00
10	SANDEEP JAJODIA	1110289	1.69	0	0.00	0.00	0	#DIV/0!	0	#DIV/0!	1.69
11	SEEMA JAJODIA	8801	0.01	0	0.00	0.00	0	#DIV/0!	0	#DIV/0!	0.01
12	NIKUNJ JAJODIA	2684558	4.08	0	0.00	0.00	0	#DIV/0!	0	#DIV/0!	4.08
13	NIKITA JAJODIA	46880	0.07	0	0.00	0.00	0	#DIV/0!	0	#DIV/0!	0.07
14	MAHENDRA KUMAR JAJODIA	947490	1.44	0	0.00	0.00	0	#DIV/0!	0	#DIV/0!	1.44
15	SUDHA JAJODIA	1243150	1.89	0	0.00	0.00	0	#DIV/0!	0	#DIV/0!	1.89
16	SABINA RUNGTA	5000	0.01	0	0.00	0.00	0	#DIV/0!	0	#DIV/0!	0.01
	<b>TOTAL</b>	<b>31982841</b>	<b>48.59</b>	<b>0</b>	<b>0.00</b>	<b>0.00</b>	<b>0</b>	<b>#DIV/0!</b>	<b>0</b>	<b>#DIV/0!</b>	<b>48.59</b>

(\*) The term "encumbrance" has the same meaning as assigned to it in regulation 28(3) of the SAST Regulations, 2011




(I)(c)(i) Statement showing holding of securities (including shares, warrants, convertible securities) of persons belonging to the category "Public" and holding more than 1% of the total number of shares

Sr. No.	Name of the shareholder	Number of shares held	Shares as a percentage of total number of shares (i.e., Grand Total (A)+(B)+(C) indicated in Statement at para (I)(a) above)	Details of warrants		Details of convertible securities		Total shares (including underlying shares assuming full conversion of warrants and convertible securities) as a % of diluted share capital
				Number of warrants held	As a % total number of warrants of the same class	Number of convertible securities held	% w.r.t total number of convertible securities of the same class	
1	DEUTSCHE SECURITIES MAURITIUS LIMITED	5018300	7.62	0	#DIV/0!	0	#DIV/0!	7.62
2	BLACKSTONE GPV CAPITAL PARTNERS MAURITIUS V-ALTD	4567647	6.94	0	#DIV/0!	0	#DIV/0!	6.94
3	APMS INVESTMENT FUND LTD	1536857	2.33	0	#DIV/0!	0	#DIV/0!	2.33
4	COPTHALL MAURITIUS INVESTMENT LIMITED	1107927	1.68	0	#DIV/0!	0	#DIV/0!	1.68
6	GVN FUELS LTD	800000	1.22	0	#DIV/0!	0	#DIV/0!	1.22
TOTAL		13030731	19.80	0	#DIV/0!	0	#DIV/0!	19.80



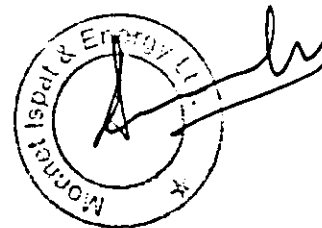
**(i)(c)(ii) Statement showing holding of securities (including shares, warrants, convertible securities) of persons (together with PAC) belonging to the category "Public" and holding more than 5% of the total number of shares of the company**

Sr. No.	Name(s) of the shareholder(s) and the Persons Acting in Concert (PAC) with them	Number of shares	Shares as a percentage of total number of shares (i.e., Grand Total (A)+(B)+(C) indicated in Statement at para (I)(a) above)	Details of warrants		Details of convertible securities		Total shares (including underlying shares assuming full conversion of warrants and convertible securities) as a % of
				Number of warrants	As a % total number of warrants of the same class	Number of convertible securities held	% w.r.t total number of convertible securities of the same class	
1	DEUTSCHE SECURITIES MAURITIUS LIMITED	5018300	7.62	0	#DIV/0!	0	#DIV/0!	7.62
2	BLACKSTONE GPV CAPITAL PARTNERS MAURITIUS V-ALTD	4567647	6.94	0	#DIV/0!	0	#DIV/0!	6.94
3	BLACKSTONE FP CAPITAL PARTNERS (MAURITIUS) V FII LTD <i>(Company at Sl No. 3 is PAC of Company at Sl No. 2)</i>	15353	0.02	0	#DIV/0!	0	#DIV/0!	0.02
TOTAL		9601300	14.59	0	#DIV/0!	0	#DIV/0!	14.59



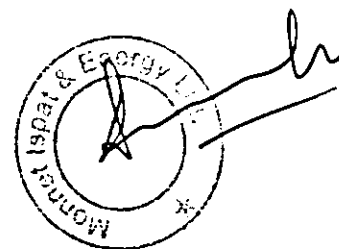
**(l)(d) Statement showing details of locked-in shares**

Sr. No.	Name of the shareholder	Number of locked-in shares	Locked-in shares as a percentage of total number of shares (i.e., Grand Total (A)+(B)+(C) indicated in Statement at para (I)(a) above)
	NIL		
TOTAL		0	0.00



**Statement showing details of Depository Receipts (DRs)**

Sr. No.	Type of outstanding DR (ADRs, GDRs, SDRs, etc.)	Number of outstanding DRs	Number of shares underlying outstanding DRs	Shares underlying outstanding DRs as a percentage of total number of shares [i.e., Grand Total (A)+(B)+(C) indicated in Statement at para (I)(a) above]
1				0.00
2				0.00
3				0.00
4		N/A		0.00
5				0.00
6				0.00
7				0.00
8				0.00
9				0.00
<b>TOTAL</b>		<b>0</b>	<b>0</b>	<b>0.00</b>





**(II)(b) Statement showing holding of Depository Receipts (DRs), where underlying shares held by "promoter/promoter group" are in excess of 1% of the total number of shares**

Sr. No.	Name of the DR Holder	Type of outstanding DR (ADRs, GDRs, SDRs, etc.)	Number of shares underlying outstanding DRs	Shares underlying outstanding DRs as a percentage of total number of shares (i.e., Grand Total (A)+(B)+(C) indicated in Statement at para (I)(a) above}
1				0.00
2				0.00
3				0.00
4		N/A		0.00
5				0.00
6				0.00
7				0.00
8				0.00
9				0.00
<b>TOTAL</b>			0	0.00

